

關節尺寸一覽表

掲載頁面

一山關節尺寸一覽表(依機種) 卷尾70

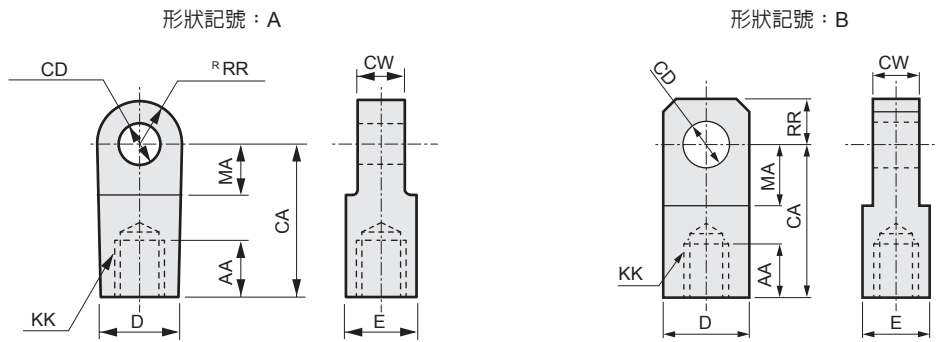
一山關節尺寸一覽表(依螺絲徑) 卷尾72

二山關節尺寸一覽表(依機種) 卷尾74

二山關節尺寸一覽表(依螺絲徑) 卷尾76

關節尺寸一覽表

一山關節 (依機種)



機種	形狀記號	型號	適用內徑 (φ)	AA	CA	CD	CW	D	E	KK	MA	RR
CMK2	B	M1-I-20	20	14	30	10 ^{H10}	8 ^{-0.1/-0.2}	19	19	M8×1.0	13	10
		M1-I-30	25,32	14	36	12 ^{H10}	10 ^{-0.1/-0.2}	25	19	M10×1.25	16	12
		M1-I-40	40	14	36	12 ^{H10}	10 ^{-0.1/-0.2}	25	19	M12×1.5	16	12
CMA2	B	M1-I-20	20	14	30	10 ^{H10}	8 ^{-0.1/-0.2}	19	19	M8×1.0	13	10
		M1-I-30	30	14	36	12 ^{H10}	10 ^{-0.1/-0.2}	25	19	M10×1.25	16	12
		M1-I-40	40	14	36	12 ^{H10}	10 ^{-0.1/-0.2}	25	19	M12×1.5	16	12
CKV2	B	M1-I-20	20	14	30	10 ^{H10}	8 ^{-0.1/-0.2}	19	19	M8×1.0	13	10
		M1-I-30	25,32	14	36	12 ^{H10}	10 ^{-0.1/-0.2}	25	19	M10×1.25	16	12
		M1-I-40	40	14	36	12 ^{H10}	10 ^{-0.1/-0.2}	25	19	M12×1.5	16	12
CAV2 COV2	B	CAV2-50-I	50	25	50	14 ^{H10}	20 ^{0/-0.3}	26	26	M16×1.5	20	R15
		CAV2-75-I	75,100	30	65	20 ^{H10}	28 ^{0/-0.3}	38	35	M22×1.5	28	R22.5
HCA	B	M1-I-20	20	14	30	10 ^{H10}	8 ^{-0.1/-0.2}	19	19	M8×1.0	13	10
		M1-I-30	25,32	14	36	12 ^{H10}	10 ^{-0.1/-0.2}	25	19	M10×1.25	16	12
	A	S1-I-40	40	20	50	12 ^{H10}	18 ^{-0.1/-0.4}	(27)	27	M14×1.5	21	R16
		S1-I-50	50	21	50	12 ^{H10}	18 ^{-0.1/-0.4}	(27)	27	M18×1.5	21	R16
		S1-I-63	63	21	50	14 ^{H10}	20 ^{-0.1/-0.4}	(27)	27	M18×1.5	21	R16
		S1-I-80	80	30	70	20 ^{H10}	28 ^{-0.1/-0.4}	(46)	41	M22×1.5	30	R25
S1-I-100	100	30	70	20 ^{H10}	28 ^{-0.1/-0.4}	(46)	41	M26×1.5	30	R25		
JSG	B	SCG-I-40	40	19	40	10 ^{H10}	14 ^{-0.1/-0.3}	φ22	φ22	M14×1.5	19	10
		SCG-I-50	50,63	24	50	14 ^{H10}	20 ^{-0.1/-0.3}	φ28	φ28	M18×1.5	24	14
		SCG-I-80	80	26	60	22 ^{H10}	30 ^{-0.1/-0.3}	φ40	φ40	M22×1.5	34	20
		SCG-I-100	100	26	60	22 ^{H10}	30 ^{-0.1/-0.3}	φ40	φ40	M26×1.5	34	20
JSM2	B	M1-I-20	20	14	30	10 ^{H10}	8 ^{-0.1/-0.2}	19	19	M8×1.0	13	10
		M1-I-30	30	14	36	12 ^{H10}	10 ^{-0.1/-0.2}	25	19	M10×1.25	16	12
		M1-I-40	40	14	36	12 ^{H10}	10 ^{-0.1/-0.2}	25	19	M12×1.5	16	12
JSK2	B	M1-I-20	20	14	30	10 ^{H10}	8 ^{-0.1/-0.2}	19	19	M8×1.0	13	10
		M1-I-30	25,32	14	36	12 ^{H10}	10 ^{-0.1/-0.2}	25	19	M10×1.25	16	12
		M1-I-40	40	14	36	12 ^{H10}	10 ^{-0.1/-0.2}	25	19	M12×1.5	16	12
JSC3	A	S1-I-40	40	20	50	12 ^{H10}	18 ^{-0.1/-0.4}	(27)	27	M14×1.5	21	16
		S1-I-50	50	21	50	12 ^{H10}	18 ^{-0.1/-0.4}	(27)	27	M18×1.5	21	16
		S1-I-63	63	21	50	14 ^{H10}	20 ^{-0.1/-0.4}	(27)	27	M18×1.5	21	16
		S1-I-80	80	30	70	20 ^{H10}	28 ^{-0.1/-0.4}	(46)	41	M22×1.5	30	25
		S1-I-100	100	30	70	20 ^{H10}	28 ^{-0.1/-0.4}	(46)	41	M26×1.5	30	25
JSC3	B	SCS-125-I	125	50	85	25 ^{+0.084/0}	32 ^{-0.1/-0.4}	φ55	φ55	M30×1.5	32	27.5
		SCS-140-I	140	50	90	28 ^{+0.084/0}	36 ^{-0.1/-0.4}	φ60	φ60	M30×1.5	35	30
		SCS-160-I	160	60	105	32 ^{+0.100/0}	40 ^{-0.1/-0.4}	φ70	φ70	M36×1.5	40	35
		SCS-180-I	180	65	115	40 ^{+0.100/0}	50 ^{-0.1/-0.4}	φ85	φ85	M40×1.5	47.5	42.5
SCP※3	B	P3-I-10	10	8	21	3.2 ^{+0.048/0}	3.1 ^{0/-0.1}	12	12	M4	9	7
		P3-I-16	16	8	25	5 ^{+0.048/0}	6.4 ^{0/-0.1}	12	12	M5	14	7

註：A、B係為概略形狀。詳細請參照各機種之附屬品及外型尺寸圖。

關節尺寸一覽表

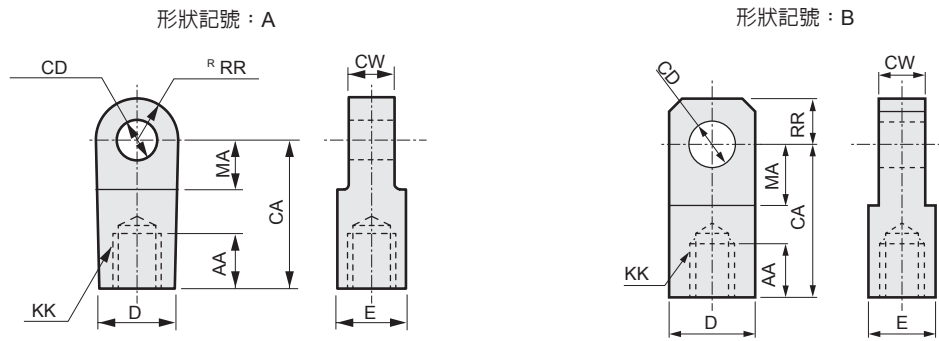
—山關節 (依機種)

機種	形狀記號	型號	適用內徑(φ)	AA	CA	CD	CW	D	E	KK	MA	RR
SCA2	A	S1-I-40	40	20	50	12 ^{H10}	18 ^{-0.1/-0.4}	(27)	27	M14×1.5	21	16
		S1-I-50	50	21	50	12 ^{H10}	18 ^{-0.1/-0.4}	(27)	27	M18×1.5	21	16
		S1-I-63	63	21	50	14 ^{H10}	20 ^{-0.1/-0.4}	(27)	27	M18×1.5	21	16
		S1-I-80	80	30	70	20 ^{H10}	28 ^{-0.1/-0.4}	(46)	41	M22×1.5	30	25
		S1-I-100	100	30	70	20 ^{H10}	28 ^{-0.1/-0.4}	(46)	41	M26×1.5	30	25
SCG	B	SCG-I-32	32	14	30	10 ^{H10}	14 ^{-0.1/-0.3}	φ20	φ20	M10×1.25	16	10
		SCG-I-40	40	19	40	10 ^{H10}	14 ^{-0.1/-0.3}	φ22	φ22	M14×1.5	19	10
		SCG-I-50	50, 63	24	50	14 ^{H10}	20 ^{-0.1/-0.3}	φ28	φ28	M18×1.5	24	14
		SCG-I-80	80	26	60	22 ^{H10}	30 ^{-0.1/-0.3}	φ40	φ40	M22×1.5	34	20
		SCG-I-100	100	26	60	22 ^{H10}	30 ^{-0.1/-0.3}	φ40	φ40	M26×1.5	34	20
SCS2	B	SCS-125-I	125	50	85	25 ^{+0.084/0}	32 ^{-0.1/-0.4}	φ55	φ55	M30×1.5	32	27.5
		SCS-140-I	140	50	90	28 ^{+0.084/0}	36 ^{-0.1/-0.4}	φ60	φ60	M30×1.5	35	30
		SCS-160-I	160	60	105	32 ^{+0.100/0}	40 ^{-0.1/-0.4}	φ70	φ70	M36×1.5	40	35
		SCS-180-I	180	65	115	40 ^{+0.100/0}	50 ^{-0.1/-0.4}	φ85	φ85	M40×1.5	47.5	42.5
		SCS-200-I	200	75	125	40 ^{+0.100/0}	50 ^{-0.1/-0.4}	φ85	φ85	M45×1.5	47.5	42.5
		SCS-250-I	250	88	150	50 ^{+0.100/0}	63 ^{-0.1/-0.4}	φ105	φ105	M56×2	57.5	52.5
SCM	B	SCM-I-20	20	8.5	25	8 ^{H10}	8 ^{-0.2/-0.4}	16	16	M8	11.5	9
		SCM-I-25	25,32	10.5	30	10 ^{H10}	10 ^{-0.2/-0.4}	20	20	M10×1.25	14	11
	A	SCM-I-40	40	14	30	10 ^{H10}	18 ^{-0.3/-0.5}	22	22	M14×1.5	14	12
		SCM-I-50	50,63	18	40	14 ^{H10}	22 ^{-0.3/-0.5}	28	28	M18×1.5	20	16
		SCM-I-80	80	21	50	18 ^{H10}	28 ^{-0.3/-0.5}	38	38	M22×1.5	27	21
		SCM-I-100	100	21	55	22 ^{H10}	32 ^{-0.3/-0.5}	44	44	M26×1.5	31	24
SSD2	B	SSD2-I-12	12	6	16	5 ^{H10}	5 ^{-0.2/-0.4}	10	10	M5×0.8	7	5.5
		SSD2-I-16	16	8	25	5 ^{H10}	6.5 ^{-0.2/-0.4}	12	12	M6×1	14	7
		SSD2-I-20	20	8.5	25	8 ^{H10}	8 ^{-0.2/-0.4}	16	16	M8×1.25	11.5	9
		SSD2-I-25	25	10.5	30	10 ^{H10}	10 ^{-0.2/-0.4}	20	20	M10×1.25	14	11
	A	SSD2-I-32	32,40	14	30	10 ^{H10}	18 ^{-0.3/-0.5}	φ22	φ22	M14×1.5	14	12
		SSD2-I-50	50,63	18	40	14 ^{H10}	22 ^{-0.3/-0.5}	φ28	φ28	M18×1.5	20	16
		SSD2-I-80	80	21	50	18 ^{H10}	28 ^{-0.3/-0.5}	φ38	φ38	M22×1.5	27	21
		SSD2-I-100	100	21	55	22 ^{H10}	32 ^{-0.3/-0.5}	φ44	φ44	M26×1.5	31	24
SSD	B	P2-I-16	12	8	25	5 ^{H10}	6.4 ^{-0/-0.1}	12	12	M5	14	10
	A	SSD-I-16	16	8	25	5 ^{H10}	6.5 ^{-0.1/-0.2}	12	12	M6	14	10
	B	SSD-I-20	20	13.5	30	10 ^{H10}	8 ^{-0.1/-0.2}	19	19	M8	13	10
		M1-I-30	25	14	36	12 ^{H10}	10 ^{-0.1/-0.2}	25	19	M10×1.25	16	12
	A	SSD-I-32	32	15	36	12 ^{H10}	10 ^{-0.1/-0.2}	25	19	M14	16	12
		SSD-I-40	40	20	50	12 ^{H10}	18 ^{-0.1/-0.4}	27	27	M14×1.5	21	16
		SSD-I-50	50	21	50	12 ^{H10}	18 ^{-0.1/-0.4}	27	27	M18×1.5	21	16
		SSD-I-63	63	21	50	14 ^{H10}	20 ^{-0.1/-0.4}	(27)	27	M18×1.5	21	R16
		SSD-I-80	80	30	70	20 ^{H10}	28 ^{-0.1/-0.4}	46	41	M22×1.5	30	25
		SSD-I-100	100	30	70	20 ^{H10}	28 ^{-0.1/-0.4}	46	41	M26×1.5	30	25
	B	SCS-125-I	125,140	50	85	25 ^{H10}	32 ^{-0.1/-0.4}	55	55	M30×1.5	32	27.5
		SCS-160-I	160	60	105	32 ^{H10}	40 ^{-0.1/-0.4}	70	70	M36×1.5	40	35
ULK	B	M1-I-20	20	14	30	10 ^{H10}	8 ^{-0.1/-0.2}	19	19	M8×1.0	13	10
		M1-I-30	25,32	14	36	12 ^{H10}	10 ^{-0.1/-0.2}	25	19	M10×1.25	16	12
		M1-I-40	40	14	36	12 ^{H10}	10 ^{-0.1/-0.2}	25	19	M12×1.5	16	12

關節尺寸

關節尺寸一覽表

一山關節 (依螺絲徑)



螺絲徑KK	型號	形狀記號	適用機種	適用內徑(φ)	AA	CA	CD	CW	D	E	MA	RR
M4	P2-I-10	B	SCP※3	10	8	21	3.2 ^{+0.04B} ₀	3.1 ⁰ _{-0.1}	12	12	9	7
M5	P2-I-16	B	SCP※3	16	8	25	5 ^{H10}	6.4 ⁰ _{-0.1}	12	12	14	7
	SSD2-I-12	B	SSD2	12								
M6	SSD-I-16	A	SSD	16	8	25	5 ^{H10}	6.5 ^{-0.1} _{-0.2}	12	12	14	10
	SSD2-I-16	B	SSD2	16	8	25	5 ^{H10}	6.5 ^{-0.2} _{-0.4}	12	12	14	7
M8×1.0	M1-I-20	B	CKV2,CMA2,CMK2 HCA,JSK2,JSM2 ULK	20	14	30	10 ^{H10}	8 ^{-0.1} _{-0.2}	19	19	13	10
M8	SCM-I-20	B	SCM	20	8.5	25	8 ^{H10}	8 ^{-0.2} _{-0.4}	16	16	11.5	9
	SSD-I-20	B	SSD	20	13.5	30	10 ^{H10}	8 ^{-0.1} _{-0.2}	19	19	13	10
	SSD2-I-20	B	SSD2	20	8.5	25	8 ^{H10}	8 ^{-0.2} _{-0.4}	16	16	11.5	9
M10×1.25	SCG-I-32	B	SCG	32	14	30	10 ^{H10}	14 ^{-0.1} _{-0.3}	φ20	φ20	16	10
	M1-I-30	B	CMA2,CMK2,HCA JSK2,JSM2,ULK,SSD	25,30,32	14	36	12 ^{H10}	10 ^{-0.1} _{-0.2}	25	19	16	12
	SCM-I-25	B	SCM	25,32	10.5	30	10 ^{H10}	10 ^{-0.2} _{-0.4}	20	20	14	11
	SSD2-I-25	B	SSD2	25	10.5	30	10 ^{H10}	10 ^{-0.2} _{-0.4}	20	20	14	11
M12×1.5	M1-I-40	B	CKV2,CMA2,CMK2 JSK2,JSM2,ULK	40	14	36	12 ^{H10}	10 ^{-0.1} _{-0.2}	25	19	16	12
M14×1.5	SCG-I-40	B	SCG,JSG	40	19	40	10 ^{H10}	14 ^{-0.1} _{-0.3}	φ22	φ22	19	10
	SSD2-I-32	A	SSD2	32,40	14	30	10 ^{H10}	18 ^{-0.3} _{-0.5}	φ22	φ22	14	12
	S1-I-40	A	HCA,JSC3 SCA2,SSD	40	20	50	12 ^{H10}	18 ^{-0.1} _{-0.4}	(27)	27	21	16
	SCM-I-40	A	SCM	40	14	30	10 ^{H10}	18 ^{-0.3} _{-0.5}	22	22	14	12
M14	SSD-I-32	B	SSD	32	15	36	12	10 ^{-0.1} _{-0.2}	25	19	16	12
M16×1.5	CAV2-50-I	B	CAV2,COV2	50	25	50	14 ^{+0.070} ₀	20 ⁰ _{-0.3}	26	26	20	R15
M18×1.5	SCG-I-50	B	SCG,JSG	50,63	24	50	14 ^{H10}	20 ^{-0.1} _{-0.3}	φ28	φ28	24	14
	SSD2-I-50	A	SSD2	50,63	18	40	14 ^{H10}	22 ^{-0.3} _{-0.5}	φ28	φ28	20	16
	S1-I-50	A	HCA,JSC3,SCA2	50	21	50	12 ^{H10}	18 ^{-0.1} _{-0.4}	(27)	27	21	16
	SSD-I-50	A	SSD									
	S1-I-63	A	HCA,JSC3,SCA2	63	21	50	14 ^{H10}	20 ^{-0.1} _{-0.4}	(27)	27	21	16
	SSD-I-63	A	SSD									
SCM-I-50	A	SCM	50,63	18	40	14 ^{H10}	22 ^{-0.3} _{-0.5}	28	28	20	16	
M22×1.5	SCG-I-80	B	SCG,JSG	80	26	60	22 ^{H10}	30 ^{-0.1} _{-0.3}	φ40	φ40	34	20
	CAV2-75-I	B	CAV2,COV2	75,100	30	65	20 ^{+0.084} ₀	28 ⁰ _{-0.3}	38	35	28	R22.5
	S1-I-80	A	HCA,JSC3,SCA2	80	30	70	20 ^{H10}	28 ^{-0.1} _{-0.4}	(46)	41	30	25
	SSD-I-80	A	SSD									
	SCM-I-80	A	SCM	80	21	50	18 ^{H10}	28 ^{-0.3} _{-0.5}	38	38	27	21
	SSD2-I-80	A	SSD2	80	21	50	18 ^{H10}	28 ^{-0.3} _{-0.5}	φ38	φ38	27	21
M26×1.5	SCG-I-100	B	SCG,JSG	100	26	60	22 ^{H10}	30 ^{-0.1} _{-0.3}	φ40	φ40	34	20
	S1-I-100	A	HCA,JSC3,SCA2	100	30	70	20 ^{H10}	28 ^{-0.1} _{-0.4}	(46)	41	30	25
	SSD-I-100	A	SSD									
	SCM-I-100	A	SCM	100	21	55	22 ^{H10}	32 ^{-0.3} _{-0.5}	44	44	31	24

註：A、B係為概略形狀。詳細請參照各機種之附屬品及外型尺寸圖。

關節尺寸一覽表

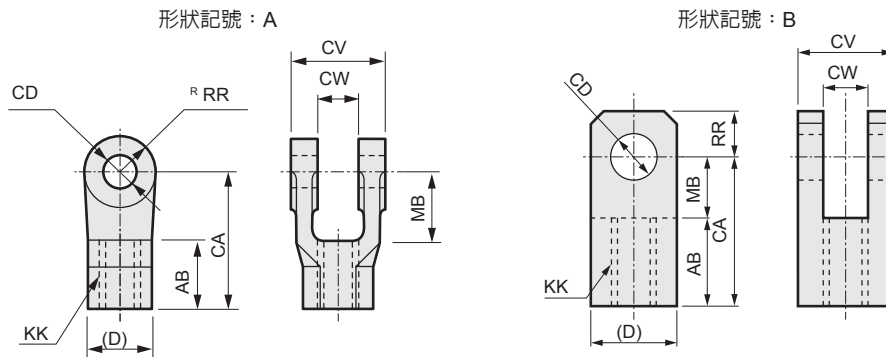
一山關節 (依螺絲徑)

螺絲徑KK	型號	形狀記號	適用機種	適用內徑(φ)	AA	CA	CD	CW	D	E	MA	RR
M26×1.5	SSD2-I-100	A	SSD2	100	21	55	22 ^{+H10}	32 ^{-0.3 -0.5}	φ44	φ44	31	24
M30×1.5	SCS-125-I	B	JSC3,SCS2	125	50	85	25 ^{+H10}	32 ^{-0.1 -0.4}	φ55	φ55	32	27.5
			SSD	125,140								
M36×1.5	SCS-140-I	B	JSC3,SCS2	140	50	90	28 ^{+0.084 0}	36 ^{-0.1 -0.4}	φ60	φ60	35	30
			JSC3,SCS,SSD	160								
M40×1.5	SCS-160-I	B	JSC3,SCS,SSD	160	60	105	32 ^{+H10}	40 ^{-0.1 -0.4}	φ70	φ70	40	35
M40×1.5	SCS-180-I	B	JSC3,SCS	180	65	115	40 ^{+0.100 0}	50 ^{-0.1 -0.4}	φ85	φ85	47.5	42.5
M45×1.5	SCS-200-I	B	SCS2	200	75	125	40 ^{+0.100 0}	50 ^{-0.1 -0.4}	φ85	φ85	47.5	42.5
M56×2	SCS-250-I	B	SCS2	250	88	150	50 ^{+0.100 0}	63 ^{-0.1 -0.4}	φ105	φ105	57.5	52.5

註：A、B係為概略形狀。詳細請參照各機種之附屬品及外型尺寸圖。

關節尺寸一覽表

二山關節 (依機種)



註：AB係螺絲深度

機種	形狀記號	型號	適用內徑 (φ)	AB	CA	CW	CD	CV	D	KK	MB	RR
CMK2	B	M1-Y-20	20	17	30	8 ^{+0.3 +0.1}	10 ^{H10}	19	19	M8×1.0	13	10
		M1-Y-30	25,32	20	36	10 ^{+0.3 +0.1}	12 ^{H10}	25	25	M10×1.25	16	12
		M1-Y-40	40	20	36	10 ^{+0.3 +0.1}	12 ^{H10}	25	25	M12×1.5	16	12
CMA2	B	M1-Y-20	20	17	30	8 ^{+0.3 +0.1}	10 ^{H10}	19	19	M8×1.0	13	10
		M1-Y-30	30	20	36	10 ^{+0.3 +0.1}	12 ^{H10}	25	25	M10×1.25	16	12
		M1-Y-40	40	20	36	10 ^{+0.3 +0.1}	12 ^{H10}	25	25	M12×1.5	16	12
CKV2	B	M1-Y-20	20	17	30	8 ^{+0.3 +0.1}	10 ^{H10}	19	19	M8×1.0	13	10
		M1-Y-30	25,32	20	36	10 ^{+0.3 +0.1}	12 ^{H10}	25	25	M10×1.25	16	12
		M1-Y-40	40	20	36	10 ^{+0.3 +0.1}	12 ^{H10}	25	25	M12×1.5	16	12
CAV2 COV2	A	CAV2-50-Y	50	25	50	20 ^{+0.3 0}	14 ^{H10}	42	(23)	M16×1.5	23	R15
		CAV2-75-Y	75,100	30	65	28 ^{+0.3 0}	20 ^{H10}	60	(35)	M22×1.5	33	R22.5
HCA	B	M1-Y-20	20	17	30	8 ^{+0.3 +0.1}	10 ^{H10}	19	19	M8×1.0	13	10
		M1-Y-30	25,32	20	36	10 ^{+0.3 +0.1}	12 ^{H10}	25	25	M10×1.25	16	12
	A	S1-Y-40	40	24	50	18 ^{+0.4 +0.1}	12 ^{H10}	36	(27)	M14×1.5	19	R16
		S1-Y-50	50	24	50	18 ^{+0.4 +0.1}	12 ^{H10}	36	(27)	M18×1.5	19	R16
		S1-Y-63	63	24	50	20 ^{+0.4 +0.1}	14 ^{H10}	40	(27)	M18×1.5	19	R16
		S1-Y-80	80	35	70	28 ^{+0.4 +0.1}	20 ^{H10}	56	(41)	M22×1.5	25	R25
S1-Y-100	100	35	70	28 ^{+0.4 +0.1}	20 ^{H10}	56	(41)	M26×1.5	25	R25		
JSG	A	SCG-Y-40	40	21	40	14 ^{+0.3 +0.1}	10 ^{H10}	28	(22)	M14×1.5	19	11
		SCG-Y-50	50,63	26	50	20 ^{+0.3 +0.1}	14 ^{H10}	40	(28)	M18×1.5	24	14
		SCG-Y-80	80	31	65	30 ^{+0.3 +0.1}	22 ^{H10}	60	(40)	M22×1.5	34	20
		SCG-Y-100	100	31	65	30 ^{+0.3 +0.1}	22 ^{H10}	60	(40)	M26×1.5	34	20
JSM2	B	M1-Y-20	20	17	30	8 ^{+0.3 +0.1}	10 ^{H10}	19	19	M8×1.0	13	10
		M1-Y-30	30	20	36	10 ^{+0.3 +0.1}	12 ^{H10}	25	25	M10×1.25	16	12
		M1-Y-40	40	20	36	10 ^{+0.3 +0.1}	12 ^{H10}	25	25	M12×1.5	16	12
JSK2	B	M1-Y-20	20	17	30	8 ^{+0.3 +0.1}	10 ^{H10}	19	19	M8×1.0	13	10
		M1-Y-30	25,32	20	36	10 ^{+0.3 +0.1}	12 ^{H10}	25	25	M10×1.25	16	12
		M1-Y-40	40	20	36	10 ^{+0.3 +0.1}	12 ^{H10}	25	25	M12×1.5	16	12
JSC3	A	S1-Y-40	40	24	50	18 ^{+0.4 +0.1}	12 ^{H10}	36	(27)	M14×1.5	19	16
		S1-Y-50	50	24	50	18 ^{+0.4 +0.1}	12 ^{H10}	36	(27)	M18×1.5	19	16
		S1-Y-63	63	24	50	20 ^{+0.4 +0.1}	14 ^{H10}	40	(27)	M18×1.5	19	16
		S1-Y-80	80	35	70	28 ^{+0.4 +0.1}	20 ^{H10}	56	(41)	M22×1.5	30	25
		S1-Y-100	100	35	70	28 ^{+0.4 +0.1}	20 ^{H10}	56	(41)	M26×1.5	30	25
JSC3	A	SCS-125-Y	125	50	85	32 ^{+0.4 +0.1}	25 ^{+0.084 0}	64	(46)	M30×1.5	35	27.5
		SCS-140-Y	140	50	90	36 ^{+0.4 +0.1}	28 ^{+0.084 0}	72	(46)	M30×1.5	40	30
		SCS-160-Y	160	60	105	40 ^{+0.4 +0.1}	32 ^{+0.100 0}	80	(55)	M36×1.5	45	35
		SCS-180-Y	180	65	115	50 ^{+0.4 +0.1}	40 ^{+0.100 0}	100	(60)	M40×1.5	50	42.5
SCP※3	B	P2-Y-10	10	8	21	3.2 ^{+0.2 +0.1}	3.2 ^{+0.048 0}	12	12	M4	10	7
		P2-Y-16	16	11	21	6.5 ^{+0.2 +0.1}	5 ^{+0.048 0}	12	12	M5	10	7

註：A、B係為概略形狀。詳細請參照各機種之附屬品及外型尺寸圖。

關節尺寸一覽表

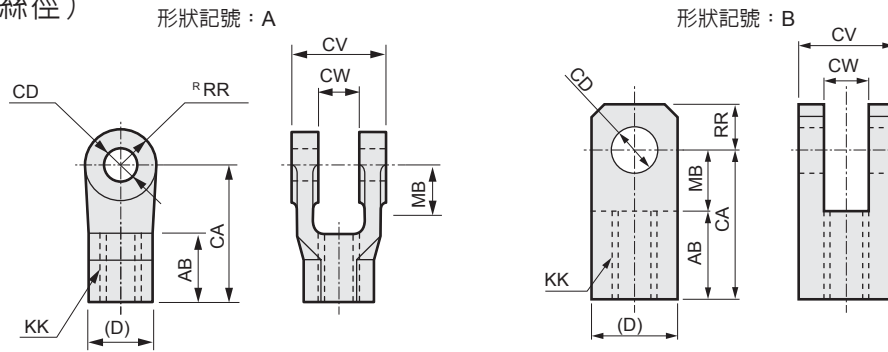
—山關節 (依機種)

機種	形狀記號	型號	適用內徑(φ)	AB	CA	CW	CD	CV	D	KK	MB	RR
SCG	A	SCG-Y-32	32	14	30	14 ^{+0.3} / _{+0.1}	10 ^{H10}	28	(20)	M10×1.25	16	10
		SCG-Y-40	40	21	40	14 ^{+0.3} / _{+0.1}	10 ^{H10}	28	(22)	M14×1.5	19	11
		SCG-Y-50	50,63	26	50	20 ^{+0.3} / _{+0.1}	14 ^{H10}	40	(28)	M18×1.5	24	14
		SCG-Y-80	80	31	65	30 ^{+0.3} / _{+0.1}	22 ^{H10}	60	(40)	M22×1.5	34	20
		SCG-Y-100	100	31	65	30 ^{+0.3} / _{+0.1}	22 ^{H10}	60	(40)	M26×1.5	34	20
SCA2	A	S1-Y-40	40	24	50	18 ^{+0.4} / _{+0.1}	12 ^{H10}	36	(27)	M14×1.5	19	16
		S1-Y-50	50	24	50	18 ^{+0.4} / _{+0.1}	12 ^{H10}	36	(27)	M18×1.5	19	16
		S1-Y-63	63	24	50	20 ^{+0.4} / _{+0.1}	14 ^{H10}	40	(27)	M18×1.5	19	16
		S1-Y-80	80	35	70	28 ^{+0.4} / _{+0.1}	20 ^{H10}	56	(41)	M22×1.5	30	25
		S1-Y-100	100	35	70	28 ^{+0.4} / _{+0.1}	20 ^{H10}	56	(41)	M26×1.5	30	25
SCS2	A	SCS-125-Y	125	50	85	32 ^{+0.4} / _{+0.1}	25 ^{+0.084} / ₀	64	(46)	M30×1.5	35	27.5
		SCS-140-Y	140	50	90	36 ^{+0.4} / _{+0.1}	28 ^{+0.084} / ₀	72	(46)	M30×1.5	40	30
		SCS-160-Y	160	60	105	40 ^{+0.4} / _{+0.1}	32 ^{+0.100} / ₀	80	(55)	M36×1.5	45	35
		SCS-180-Y	180	65	115	50 ^{+0.4} / _{+0.1}	40 ^{+0.100} / ₀	100	(60)	M40×1.5	50	42.5
		SCS-200-Y	200	75	125	50 ^{+0.4} / _{+0.1}	40 ^{+0.100} / ₀	100	(70)	M45×1.5	50	42.5
		SCS-250-Y	250	88	150	63 ^{+0.4} / _{+0.1}	50 ^{+0.100} / ₀	126	(85)	M56×2	62	52.5
SCM	B	SCM-Y-20	20	13.5	25	8 ^{+0.4} / _{+0.2}	8 ^{H10}	16	16	M8	11.5	9
		SCM-Y-25	25,32	16	30	10 ^{+0.4} / _{+0.2}	10 ^{H10}	20	20	M10×1.25	14	11
	A	SCM-Y-40	40	16	30	18 ^{+0.5} / _{+0.3}	10 ^{H10}	36	22	M14×1.5	14	12
		SCM-Y-50	50,63	20	40	22 ^{+0.5} / _{+0.3}	14 ^{H10}	44	28	M18×1.5	20	16
		SCM-Y-80	80	23	50	28 ^{+0.5} / _{+0.3}	18 ^{H10}	56	38	M22×1.5	27	21
		SCM-Y-100	100	24	55	32 ^{+0.5} / _{+0.3}	22 ^{H10}	64	44	M26×1.5	31	24
SSD	B	P2-Y-16	12	8	21	6.5 ^{+0.2} / _{+0.1}	5 ^{H10}	12	12	M5	10	7
	A	SSD-Y-16	16	11	21	6.5 ^{+0.2} / _{+0.1}	5 ^{H10}	12	12	M6	10	10
	B	SSD-Y-20	20	17	30	8 ^{+0.3} / _{+0.1}	10 ^{H10}	19	19	M8	13	10
		M1-Y-30	25	20	36	10 ^{+0.3} / _{+0.1}	12 ^{H10}	25	25	M10×1.25	16	12
	A	SSD-Y-32	32	15	36	10 ^{+0.3} / _{+0.1}	12 ^{H10}	25	25	M14	16	12
		SSD-Y-40	40	24	50	18 ^{+0.4} / _{+0.1}	12 ^{H10}	36	(27)	M14×1.5	19	16
		SSD-Y-50	50	24	50	18 ^{+0.4} / _{+0.1}	12 ^{H10}	36	(27)	M18×1.5	19	16
		SSD-Y-63	63	24	50	20 ^{+0.4} / _{+0.1}	14 ^{H10}	40	(27)	M18×1.5	19	R16
		SSD-Y-80	80	35	70	28 ^{+0.4} / _{+0.1}	20 ^{H10}	56	(41)	M22×1.5	30	25
		SSD-Y-100	100	35	70	28 ^{+0.4} / _{+0.1}	20 ^{H10}	56	(41)	M26×1.5	30	25
B	SCS2-125-Y	125,140	50	85	32 ^{+0.4} / _{+0.1}	25 ^{H10}	64	(46)	M30×1.5	35	27.5	
	SCS2-160-Y	160	60	105	40 ^{+0.4} / _{+0.1}	32 ^{H10}	80	(55)	M36×1.5	45	35	
SSD2	B	SSD2-Y-12	12	6	16	5 ^{+0.4} / _{+0.2}	5 ^{H10}	10	10	M5×0.8	7	5.5
		SSD2-Y-16	16	11	21	6.5 ^{+0.4} / _{+0.2}	5 ^{H10}	12	12	M6×1	10	7
		SSD2-Y-20	20	13.5	25	8 ^{+0.4} / _{+0.2}	8 ^{H10}	16	16	M8×1.25	11.5	9
		SSD2-Y-25	25	16	30	10 ^{+0.4} / _{+0.2}	10 ^{H10}	20	20	M10×1.25	14	11
	A	SSD2-Y-32	32,40	16	30	18 ^{+0.5} / _{+0.3}	10 ^{H10}	36	φ22	M14×1.5	14	12
		SSD2-Y-50	50,63	20	40	22 ^{+0.5} / _{+0.3}	14 ^{H10}	44	φ28	M18×1.5	20	16
		SSD2-Y-80	80	23	50	28 ^{+0.5} / _{+0.3}	18 ^{H10}	56	φ38	M22×1.5	27	21
		SSD2-Y-100	100	24	55	32 ^{+0.5} / _{+0.3}	22 ^{H10}	64	φ44	M26×1.5	31	24
ULK	B	M1-Y-20	20	17	30	8 ^{+0.3} / _{+0.1}	10 ^{H10}	19	19	M8×1.0	13	10
		M1-Y-30	25,32	20	36	10 ^{+0.3} / _{+0.1}	12 ^{H10}	25	25	M10×1.25	16	12
		M1-Y-40	40	20	36	10 ^{+0.3} / _{+0.1}	12 ^{H10}	25	25	M12×1.5	16	12

關節尺寸

關節尺寸一覽表

二山關節 (依螺絲徑)



螺絲口徑KK	型號	形狀記號	適用機種	適用內徑(φ)	AB	CA	CW	CD	CV	D	MB	RR
M4	P2-Y-10	B	SCP※3	10	8	21	3.2 ^{+0.2} ₀	3.2 ^{+0.048} ₀	12	12	10	7
M5	P2-Y-16	B	SCP※3	16	11	21	6.5 ^{+0.2} ₀	5 ^{+0.048} ₀	12	12	10	7
	SSD2-Y-12	B	SSD2	12								
M6	SSD-Y-16	A	SSD	16	11	21	6.5 ^{+0.2} _{+0.1}	5	12	12	10	10
	SSD2-Y-16	B	SSD2	16	11	21	6.5 ^{+0.4} _{+0.2}	5 ^{H10}	12	12	10	7
M8×1.0	M1-Y-20	B	CKV2,CMA2,CMK2 HCA,JSK2,JSM2 ULK	20	17	30	8 ^{+0.3} _{+0.1}	10 ^{H10}	19	19	13	10
M8	SCM-Y-20	B	SCM	20	13.5	25	8 ^{+0.4} _{+0.2}	8 ^{H10}	16	16	11.5	9
	SSD-Y-20	B	SSD	20	17	30	8 ^{+0.3} _{+0.1}	10	19	19	13	10
M8×1.25	SSD2-Y-20	B	SSD2	20	13.5	25	8 ^{+0.4} _{+0.2}	8 ^{H10}	16	16	11.5	9
M10×1.25	SCG-Y-32	A	SCG	32	14	30	14 ^{+0.3} _{+0.1}	10 ^{H10}	28	(20)	16	10
	M1-Y-30	B	CKV2,CMA2,CMK2 HCA,JSK2,JSM2 ULK,SSD	25,30,32	20	36	10 ^{+0.3} _{+0.1}	12 ^{H10}	25	25	16	12
	SCM-Y-25	B	SCM	25,32	16	30	10 ^{+0.4} _{+0.2}	10 ^{H10}	20	20	14	11
	SSD2-Y-25	B	SSD2	25	16	30	10 ^{+0.4} _{+0.2}	10 ^{H10}	20	20	14	11
M12×1.5	M1-Y-40	B	CKV2,CMA2,CMK2 JSK2,JSM2,ULK	40	20	36	10 ^{+0.3} _{+0.1}	12 ^{H10}	25	25	16	12
M14×1.5	SCG-Y-40	A	SCG,JSG	40	21	40	14 ^{+0.3} _{+0.1}	10 ^{H10}	28	(22)	19	11
	S1-Y-40	A	HCA,JSC3 SCA2,SSD	40	24	50	18 ^{+0.4} _{+0.1}	12 ^{H10}	36	(27)	19	16
	SCM-Y-40	A	SCM	40	16	30	18 ^{+0.5} _{+0.3}	10 ^{H10}	36	22	14	12
M14	SSD-Y-32	B	SSD	32	15	36	10 ^{+0.3} _{+0.1}	12	25	25	16	12
M14×1.5	SSD2-Y-32	A	SSD2	32,40	16	30	18 ^{+0.5} _{+0.3}	10 ^{H10}	36	φ22	14	12
M16×1.5	CAV2-50-Y	B	CAV2,COV	50	25	50	20 ^{+0.3} ₀	14 ^{+0.070} ₀	42	(23)	23	R15
M18×1.5	SCG-Y-50	A	SCG,JSG	50,63	26	50	20 ^{+0.3} _{+0.1}	14 ^{H10}	40	(28)	24	14
	S1-Y-50	A	HCA,JSC3,SCA2	50	24	50	18 ^{+0.4} _{+0.1}	12 ^{H10}	36	(27)	19	16
	SSD-Y-50	A	SSD									
	S1-Y-63	A	HCA,JSC3,SCA2	63	24	50	20 ^{+0.4} _{+0.1}	14 ^{H10}	40	(27)	19	16
	SSD-Y-63	A	SSD									
	SCM-Y-50	A	SCM	50,63	20	40	22 ^{+0.5} _{+0.3}	14 ^{H10}	44	28	20	16
SSD2-Y-50	A	SSD2	50,63	20	40	22 ^{+0.5} _{+0.3}	14 ^{H10}	44	φ28	20	16	
M22×1.5	SCG-Y-80	A	SCG,JSG	80	31	65	30 ^{+0.3} _{+0.1}	22 ^{H10}	60	(40)	34	20
	CAV2-75-Y	B	CAV2,COV2	75,100	30	65	28 ^{+0.3} ₀	20 ^{+0.084} ₀	60	(35)	33	R22.5
	S1-Y-80	A	HCA,JSC3,SCA2	80	35	70	28 ^{+0.4} _{+0.1}	20 ^{H10}	56	(41)	30	25
	SSD-Y-80	A	SSD									
	SCM-Y-80	A	SCM	80	23	50	28 ^{+0.5} _{+0.3}	18 ^{H10}	56	38	27	21
	SSD2-Y-80	A	SSD2	80	23	50	28 ^{+0.5} _{+0.3}	18 ^{H10}	56	φ38	27	21
M26×1.5	SCG-Y-100	A	SCG,JSG	100	31	65	30 ^{+0.3} _{+0.1}	22 ^{H10}	60	(40)	34	20
	S1-Y-100	A	HCA,JSC3,SCA2	100	35	70	28 ^{+0.4} _{+0.1}	20 ^{H10}	56	(41)	30	25
	SSD-Y-100	A	SSD									
	SCM-Y-100	A	SCM	100	24	55	32 ^{+0.5} _{+0.3}	22 ^{H10}	64	44	31	24

註：A、B係為概略形狀。詳細請參照各機種之附屬品及外型尺寸圖。

關節尺寸一覽表

一山關節 (依螺絲徑)

螺絲口徑KK	型號	形狀記號	適用機種	適用內徑(φ)	AB	CA	CW	CD	CV	D	MB	RR
M26×1.5	SSD2-Y-100	A	SSD2	100	24	55	32 ^{+0.5} / _{+0.3}	22 ^{H10}	64	φ44	31	24
M30×1.5	SCS-125-Y	A	JSC3,SCS2	125	50	85	32 ^{+0.4} / _{+0.1}	25 ^{+0.084} / ₀	64	(46)	35	27.5
			SSD	125,140								
	SCS-140-Y	A	JSC3,SCS2	140	50	90	36 ^{+0.4} / _{+0.1}	28 ^{+0.084} / ₀	72	(46)	40	30
M36×1.5	SCS-160-Y	A	JSC3,SCS2,SSD	160	60	105	40 ^{+0.4} / _{+0.1}	32 ^{+0.100} / ₀	80	(55)	45	35
M40×1.5	SCS-180-Y	A	JSC3,SCS2	180	65	115	50 ^{+0.4} / _{+0.1}	40 ^{+0.100} / ₀	100	(60)	50	42.5
M45×1.5	SCS-200-Y	A	SCS2	200	75	125	50 ^{+0.4} / _{+0.1}	40 ^{+0.100} / ₀	100	(70)	50	42.5
M56×2	SCS-250-Y	A	SCS2	250	88	150	63 ^{+0.4} / _{+0.1}	50 ^{+0.100} / ₀	126	(85)	62	52.5

註：A、B係為概略形狀。詳細請參照各機種之附屬品及外型尺寸圖。